

PowerView™ Motorisation

by LUXAFLEX® WINDOW FASHIONS

REPEATER
QUICK START GUIDE



1

REPEATER



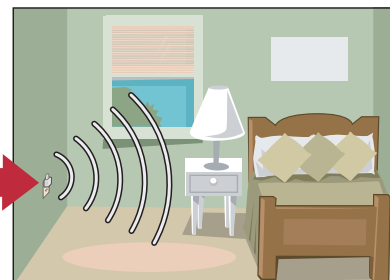
POWER
SUPPLY



Plug Repeater into power supply.

Each kit includes one PowerView Repeater and one power supply. Be sure the USB connector is firmly seated.



2



Plug power supply into wall outlet.

The green LED will come on to indicate the Repeater has power, but not yet been joined to a PowerView Shade Network. One Repeater per room with PowerView Window Coverings is recommended. Be sure the PowerView Repeater is pointing up and the wall outlet has power.

3



Pair Repeater to PowerView Shade Network.

1. Press and hold **■ Stop** on the remote that was used to create the PowerView Shade Network, until the lights on the remote flash (approx. 4 sec.). 2. With the remote no more than 3 feet from the Repeater, press and release **■ Stop**. 3. The Repeater LED will flash green once to signal it has now been joined to the PowerView Shade Network and then will turn off (Repeater is still active).

Troubleshooting

■ My Repeater does not flash when I send a Test Repeater signal to it from the PowerView Hub.



- Make sure the Repeater is completely seated in the USB port on the power supply. Check that the outlet that the USB power supply is plugged into has power.
- Test the Repeater with a different USB power supply.
- Add the Repeater to the PowerView Shade Network. Refer to instructions in this guide.

Resetting the Repeater

To reset the Repeater and put the Repeater in Learning Mode, press and hold the button on the Repeater until the green LED comes on, indicating the Repeater has power but has not been paired to a PowerView Shade Network.



Test signal to Repeater.

Press and hold the  button on the back of the PowerView Hub. If you have not already paired the Repeater to the PowerView Shade Network via the Remote, pressing and holding the  button will pair the Repeater. The light on the PowerView Repeater should flash **GREEN**. If it does not, you may need to move the location of the Repeater or add an additional Repeater.

Hunter Douglas Australia
338 Victoria Rd Rydalmere, NSW, 2116, Australia
PowerView has been certified as complying with ACMA'S regulatory requirements.



© Copyright 2016 Hunter Douglas Limited [ABN 98 009 675 709]
© Luxaflex and PowerView are registered Trade Marks of Hunter Douglas •03/2016

